



### District Report Card: 2017


<b>State:</b> Punjab	<b>District:</b> Gurdaspur
<b>Class:</b> 8	<b>Subject:</b> Language
<b>Schools:</b> 51	<b>Students:</b> 999


### Participation/Coverage


#### Students

<div>GENDER</div> <div></div>	Boys		Girls	
	Number	%	Number	%
	516	51.65	483	48.35

<div>AREA</div> <div></div>	Rural		Urban	
	Number	%	Number	%
	859	85.99	140	14.01

<div>CATEGORY</div> <div></div>	SC		ST		OBC		GEN	
	Number	%	Number	%	Number	%	Number	%
	423	42.34	3	0.30	358	35.84	215	21.52

<div>CWSN</div> <div></div>	LD	VI	HI	S&LD	ID	Oth
	2	12	2	2	0	118

<div>Management</div> <div></div>	Government		Government-aided	
	Number	%	Number	%
	907	90.79	92	9.21

### Average Performance of Students in Language (%)

Overall	Gender		Area		Management		Social Group			
	Male	Female	Rural	Urban	Govt.	Aided	SC	ST	OBC	GEN
58.08	57.39	58.83	59.08	52.00	57.99	59.06	56.69	51.11	57.21	62.39

### Performance on Learning Outcomes (LOs)

Learning Outcomes	Description	Average Performance(%)
L813	Read textual/non-textual materials with comprehension and identifies the details, characters, main idea and sequence of ideas and events while reading	58.08

Range of Performance of Students who Answered Correctly							
Below 30%		30% - 50%		50% - 75%		Above 75%	
Number	%	Number	%	Number	%	Number	%
111	11.11	242	24.22	431	43.14	215	21.52

### Lowest Performing Learning Outcomes (LOs)

1 - Read textual/non-textual materials with comprehension and identifies the details, characters, main idea and sequence of ideas and events while reading (58.08)